

# Informations *Rapides*



30 octobre 2009 - n° 281 **CONJONCTURE**

Main Indicators

## ■ Producer and Import Price Indices in industry – September 2009

### In September, slight decline of industrial prices on all markets

#### • Producer price indices in industry

##### **FRENCH MARKET: -0,3 %**

In September, the producer price indices on the French market showed a slight decline (-0,3 %), after a small growth in August (+0,4 %). The marked decrease of the prices of oil products in September, but also the general drop of the prices of intermediate goods explain this negative change. In total, the producer price indices on the French market have decreased of 8,1 % in a year.

##### **The prices of coke and refined petroleum products decrease markedly**

Consistently with the negative change of the prices of crude petroleum, the prices of coke and refined petroleum products deteriorate in September (-4,3 %), after an increase of +6,3 % in August.

##### **The prices of food products, beverages and tobacco decline also**

The prices of food products, beverages and tobacco, like in August, decline slightly : -0,3 % after -0,4 %. The marked drop of food intermediate goods (oil, soja,..) explain partly this repeated decline in September.

##### **While the prices of other industrial products are stable**

In this background of a decrease of petroleum and intermediate products, the prices of chemical products decline a little (-0,2 %) ; the prices of basic metals and fabricated metallic products are quasi-stable (+0,1 %).

##### **FOREIGN MARKETS: -0,5 %**

The French producer price indices decline also on the non-domestic markets. The drop is notably marked for the coke and refined petroleum products (-6,9 %). In a year, the deterioration of the export prices has now reached -6,2 %, versus -5,6 % in August.

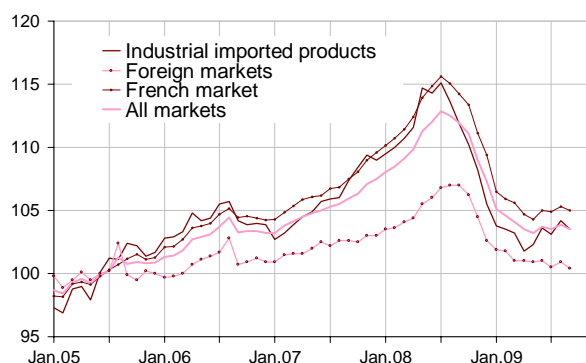
##### **ALL MARKETS: -0,4 %**

On both French and foreign markets, the decrease of producer prices is quasi-general and scores -0,4 % in September, compensating exactly the small growth of August (+0,4 %), reaching then a deterioration of -7,5 % in a year.

#### • Import prices indices of industrial products: -0,7 %

Dragged down by the simultaneous drops of prices of petroleum products and intermediate goods, the import prices of industrial products decline, notably the prices of coke and petroleum products (-6,7 %) and the food products, beverages and tobacco (-0,4 %).

Total industry price indices



## French Producer Price Indices in industry according to the market where the products are sold:

base and reference year: 2005

Levels A 10 and A 17 in CPF rev. 2, 2008	Weight	Sep.09	Change in %	
			In 1 month	In 1 year
<b>French market</b>				
<b>BE:TOTAL INDUSTRY</b>	<b>1000</b>	<b>105,0</b>	<b>-0,3</b>	<b>-8,1</b>
(DE) Mining and quarrying, energy, water	130	111,9	-0,2	-4,5
<b>CZ: Manufactured prod.</b>	<b>870</b>	<b>103,9</b>	<b>-0,4</b>	<b>-8,7</b>
(C1) Food products, beverages, tobacco	188	102,9	-0,3	-10,1
(C2) Coke and refined petroleum products	70	94,3	-4,3	-37,0
(C3) Electrical & electronic equip., computers, mach.	92	108,1	0,0	-1,1
(C4) Transport equipment	79	103,5	0,0	0,6
(C5) Other man. prod.	441	105,1	0,0	-5,0
<b>Foreign markets</b>				
<b>BE:TOTAL INDUSTRY</b>	<b>1000</b>	<b>100,4</b>	<b>-0,5</b>	<b>-6,2</b>
<b>CZ: Manufactured prod.</b>	<b>s</b>	<b>100,4</b>	<b>-0,4</b>	<b>-5,8</b>
(C1) Food products, beverages, tobacco	82	106,9	-0,2	-4,3
(C2) Coke and refined petroleum products	25	135,8	-6,9	-28,1
(C3) Electrical & electronic equip., computers, mach.	202	96,4	-1,0	-0,9
(C4) Transport equipment	211	99,6	-0,4	-1,6
(C5) Other man. products	s	99,5	0,2	-7,8
<b>All markets</b>				
<b>BE:TOTAL INDUSTRY</b>	<b>1000</b>	<b>103,5</b>	<b>-0,4</b>	<b>-7,5</b>
<b>CZ: Manufactured prod.</b>	<b>s</b>	<b>102,7</b>	<b>-0,4</b>	<b>-7,7</b>
(C1) Food products, beverages, tobacco	154	103,6	-0,3	-9,1
(C2) Coke and refined petroleum products	56	100,1	-4,8	-35,5
(C3) Electrical & electronic equip., computers, mach.	127	102,2	-0,5	-1,1
(C4) Transport equipment	121	101,3	-0,3	-0,7
(C5) Other man. products	s	103,3	0,1	-5,8

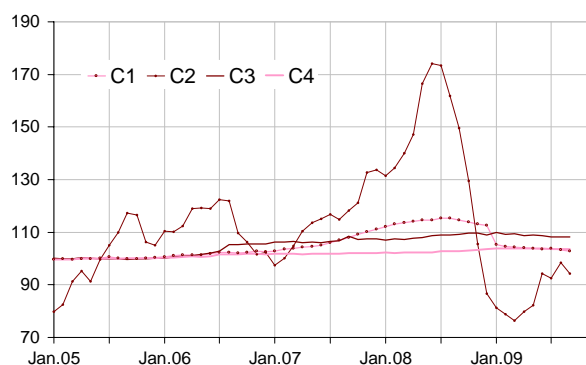
### Import prices of industrial products

base and reference year: 2005

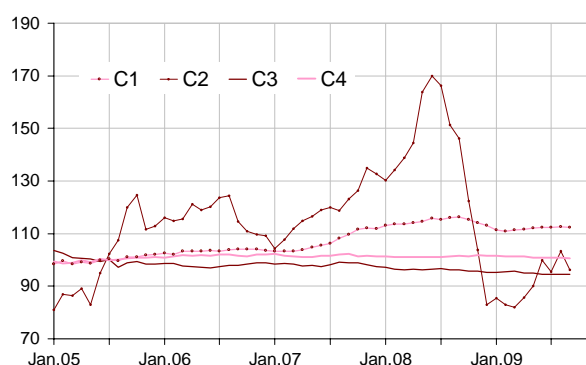
Levels A 10 and A 17 of nomenclature CPF rev. 2, 2008	Weight	Sep.09	Change en %	
			In 1 month	In 1 year
<b>BE:TOTAL INDUSTRY</b>	<b>1000</b>	<b>103,5</b>	<b>-0,7</b>	<b>-7,5</b>
<b>CZ: Manufactured prod.</b>	<b>s</b>	<b>100,4</b>	<b>-0,1</b>	<b>-6,0</b>
(C1) Food products, beverages, tobacco	69	112,3	-0,4	-3,5
(C2) Coke and refined petroleum products	41	96,3	-6,7	-34,1
(C3) Electrical & electronic equip., computers, mach.	210	94,4	0,0	-1,8
(C4) Transport equipment	133	100,7	-0,1	-0,8
(C5) Other man. products	s	101,8	0,5	-6,0

r: updated ; nd: non available ; s : confidential

### Producer price indices of manufactured products sold on the French market



### Import price indices of manufactured products



### Revision of each index at total industry level

Revision of the monthly change (in %)

	Jun.09 / May 09	Jul.09 / Jun.09	Aug.09 / Jul.09
French producer prices in industry sold on the French market	//	//	//
French producer prices in industry sold on the foreign markets	//	-0,1	//
French producer prices in industry sold on all markets	//	//	-0,1 <sup>(1)</sup>
Import prices of industrial products	//	//	-0,1

(1) Reading note: the change of "all markets" between Jul.09 and Aug.09 published last month was equal to 0,5 %. It is revised to 0,4 %; that is to say a revision of -0,1 %.

### To know more about French PPI:

- French producer price indices of industrial products sold on the French market are measured on basic prices (excluding VAT and tax on products, and before deduction of any subsidies on the products), in accordance with European Regulation n°1165/98. However, purchaser price series (including non deductible taxes on the products, subsidies deducted, called also "ex-work prices") are also available, notably for the purposes of index-linking for contracts, on <http://indicespro.insee.fr>. This site provides also linking coefficients between former and new series.

- French producer price indices of industrial products sold on the foreign markets are converted into Euros and therefore include exchange rate effects. Measurements are performed on free on board (FOB) prices, i.e. at their value at the French border, in accordance with European Regulation n°1165/98. All exports are taken into consideration, whether they are intra-group or not.

- By combination of these two indices, French producer price indices for all markets are obtained.

- Import prices of industrial products are converted into Euros and therefore include exchange effects. Measurements are performed on cost insurance and freight (CIF) prices, i.e. at their value at the French border, in accordance with European Regulation n°1165/98. All imports are taken into consideration, whether they are intra-group or not.

- Complementary data (backseries, methodology, webpages) can be accessed on: <http://www.insee.fr/fr/themes/info-rapide.asp?id=25>

- Contact: [bureau-de-presse@insee.fr](mailto:bureau-de-presse@insee.fr)

Next publication: 30 11 2009 at 8h45